

Survey Availability: September 1- 18, 2009

Total Respondents: 59

Average Age of Respondent: 42

Introduction

In September 2009, the Town of Hinton posted a survey to acquire public input on the possibility of developing a Hub Park on the site of the old Hinton Landfill (just off Robb Road). For two weeks, responses were recorded on a number of topics, including current recreational and cultural use trends of residents. The list of topics covered in the survey includes:

- Respondent Demographics
- Family Recreational Patterns
- All-Terrain Vehicle (ATV) Use
- Recreational Use Patterns of Hinton Recreational Amenities
- Seasonal Recreational Activities
- Future Recreational Planning of Hinton
- Personal Safety and Conflicts in Hinton Recreational Areas
- Frequency of Attendance of Hinton Cultural Events
- Future Cultural Planning of Hinton
- Outdoor Facilities of Hinton
- General Comments
- Respondent Email Listing

Respondent Demographics

The Hinton Hub Park Survey garnered responses from 58 individuals residing within the Town of Hinton limits and 1 respondent residing in the city of Sherwood Park, Alberta.

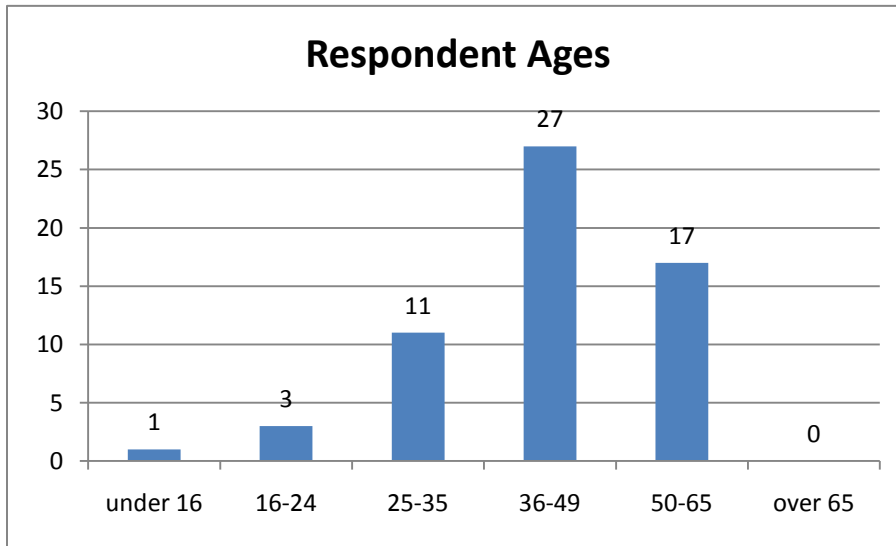
Age

Average age of respondents to this survey was 43, with the bulk of respondents falling in the '36-49' age category. No responses were received from individuals in the 'over 65' age category.

Hinton Hub Park Survey Results

Prepared for the Town of Hinton

Prepared by EDS Group Inc.

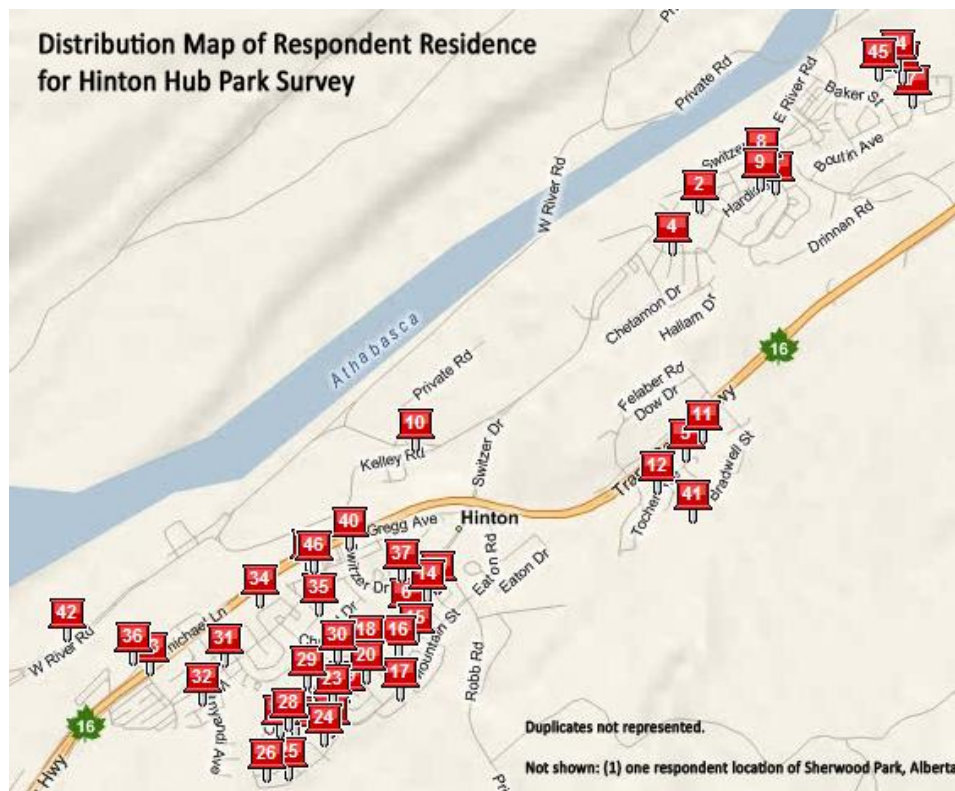


Gender

Women represented the majority of respondents, at 65%.

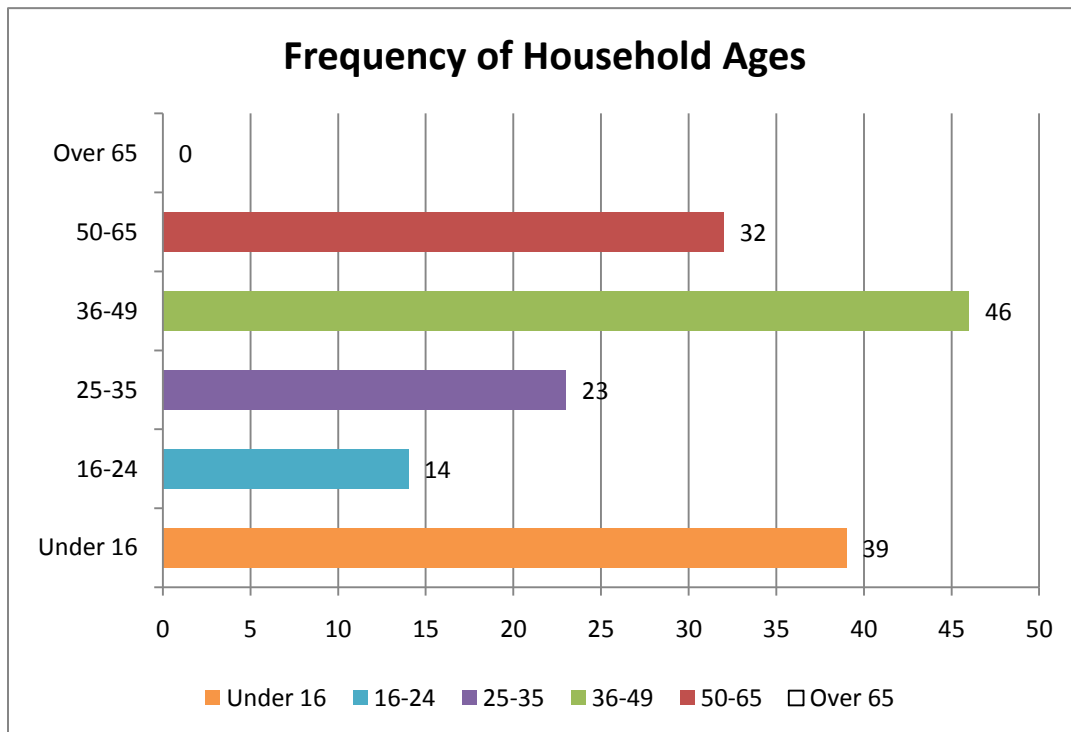
Distribution

The vast majority of responses were from individuals residing in varying locations within the Town limits. A concentration of those who could be directly affected by the development of the Hub Park can be seen in the distribution map. Not shown: Duplicates; One respondent reported a residence of Sherwood Park, Alberta.



Respondent Household Demographics

The average household size reported by respondents was 2.6 persons, with the most common combination of age groups being those aged 36-49 and those under 16 living in the same household. The frequency of reported ages is combined in the following chart.

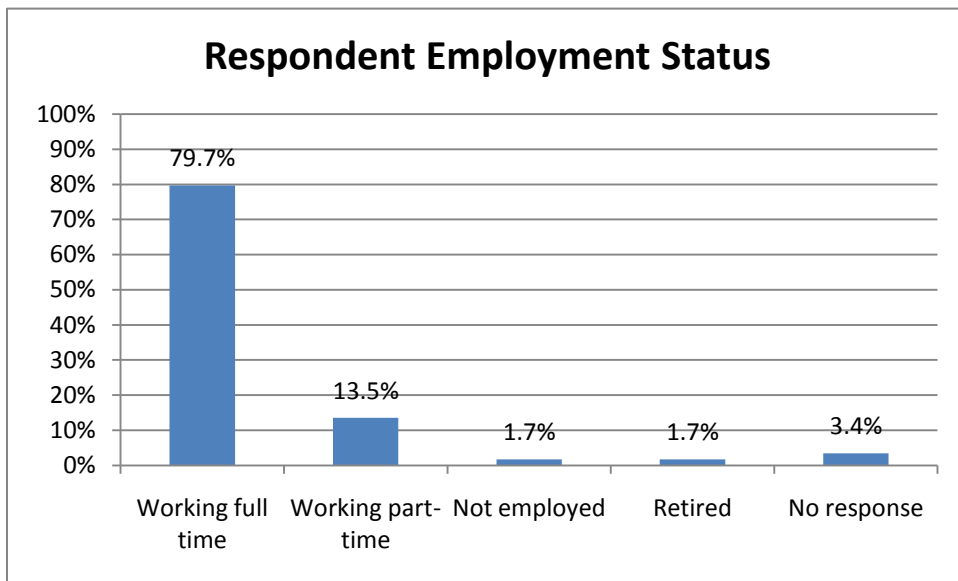


Years Residing in Hinton

The average time respondents reported residing in Hinton was 18.73 years, with the shortest amount of time spent being 1 year and the longest period living in Hinton reported as 49 years.

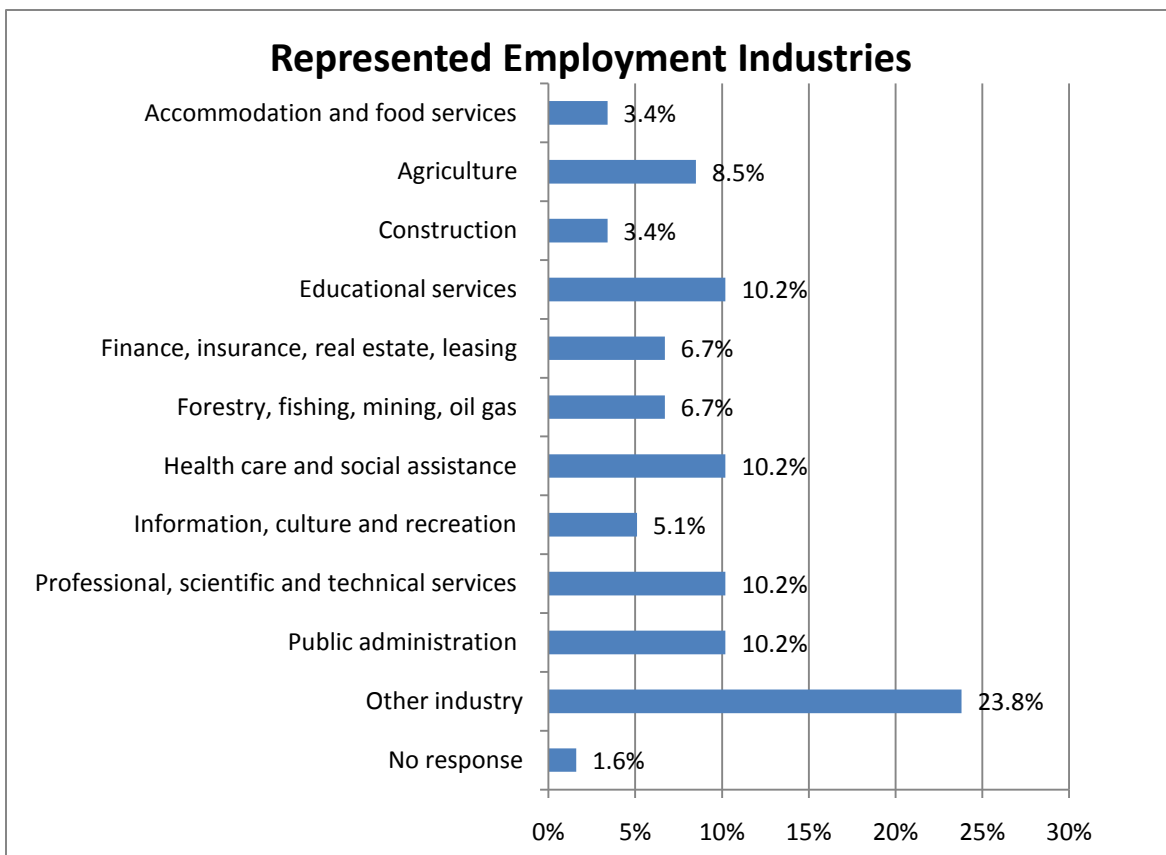
Employment Status

The majority of respondents reported being in the job force, with 79.7% reporting full time work (including self employment) and 13.5% reporting part time jobs (including self employment).



Respondent Employment Industries

Of those reporting some form of current employment, the industries represented in the responses received are as follows:



For those selecting 'Other', several additional industries were also reported, including media, provincial government, book keeping, auto parts, parks labourer, government contracted services, and automotive repair.

Employment Schedule

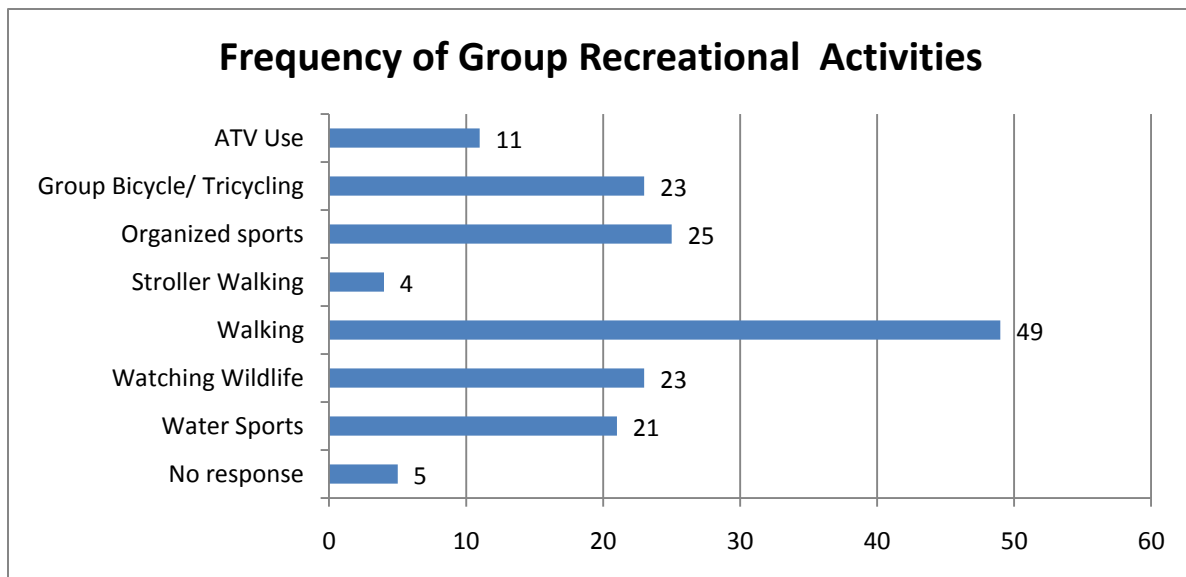
Respondents were asked to define if their shift work schedule or the schedule of someone in their household affected their lifestyle or activities participating in. At 61.3%, the majority of survey takers said 'no', while 28.8% said shift work did affect their daily recreational activities.

Family Recreational Patterns

To understand the current use patterns and preferred recreational methods of the residents of the Town of Hinton, several questions were devoted to the recreational activity habits of respondents.

Frequency of Group Recreational Activities

Respondents were asked to report the activities they most commonly participated in as family groups including children. If reporting activities, the most common response was a combination of activities, with walking cited as the most common group activity and stroller walking reported as the least common.

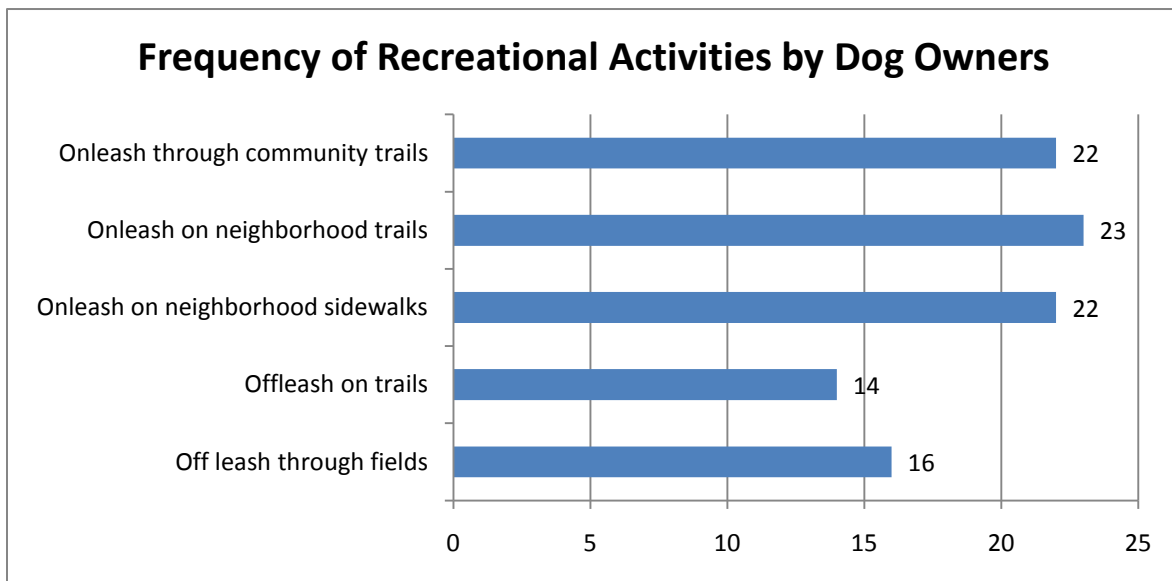


Dog Ownership

Dog ownership between respondents was almost evenly divided, with 50.8% reporting they own a dog and 44.1% reporting no ownership of a dog. 5.1% had no response.

Frequency of Recreational Activities by Dog Owners

The recreational habits of those owning a dog were tallied for a frequency chart. Of those options provided to survey takers, on leash activities were slightly more common than off leash activities.



Areas Favored by Dog Owners for Off Leash Activities

Those individuals reporting off leash participation around the Town of Hinton identified several key areas for current off leash use. These areas include:

- Maxwell Lake
- Aspen Heights Crown Land
- Mary Reimer Park
- West Fraser FMA outside Town
- Town trails
- Thompson Lake
- Happy Creek trail network

All-Terrain Vehicle (ATV) Use

ATV use by respondents was in the minority with 23.7% reporting ownership of some variety of motorized recreational vehicle. Of those reporting ATV use, the most common vehicles owned were quads, snowmobiles and motorbikes. Other vehicles, such as Trikes, Argos, and rangers were not reported by respondents.

Seasonal ATV Use

Those identified as ATV users reported summer as the month they used their vehicles with the most frequency, with the most common use pattern being once per week. In the winter months, ATV users reported once per month as being the preferred frequency of use.

ATV User Preferred Trail Access

Of three common methods of ATV trail access reported, “Loading the ATV on a trailer and driving to a trail head or staging area” was reported as the most common way ATV users accessed ATV trails. 57.1% of ATV users access trails this way. Other responses in regards to accessing ATV trails include “Driving the ATV from its place of storage to the trail network” (14.3% of ATV users access trails this way) and “I Live directly beside an ATV trail and do not require transport” (28.6% of ATV users access trails this way).

Recreational Use Patterns of Hinton Recreational Amenities

The survey presented several Town recreational destinations for the respondents to report on. These destinations include:

- Mary Reimer Park
- Town trail system
- Regional trail system
- Beaver Boardwalk
- Kinsmen Park
- BMX/ Mountain bike skills park
- Community ball diamonds
- Community soccer fields
- Open play spaces for free play
- Community playgrounds

Hinton Hub Park Survey Results

Prepared for the Town of Hinton

Prepared by EDS Group Inc.

Mary Reimer Park

once per year	42.6%
once per month	14.8%
once per week	16.7%
never	25.9%
Total	100.0%

Town Trail System

once per year	7.4%
once per month	27.8%
once per week	61.1%
never	3.7%
Total	100.0%

Regional Trail System

once per year	19.2%
once per month	34.7%
once per week	32.6%
never	13.5%
Total	100.0%

Beaver Boardwalk

once per year	12.9%
once per month	42.6%
once per week	37.1%
never	7.4%
Total	100.0%

Kinsmen Park

once per year	37.1%
once per month	14.7%
once per week	11.1%
never	37.1%
Total	100.0%

BMX/ Mountain Bike Skills Park

once per year	16.9%
once per month	16.9%
once per week	16.9%
never	49.3%
Total	100.0%

Community Ball Diamonds

once per year	20.4%
once per month	7.4%
once per week	11.1%
never	61.1%
Total	100.0%

Community Soccer Fields

once per year	20.3%
once per month	11.1%
once per week	11.1%
never	57.4%
Total	100.0%

Open Play Spaces for Free Play

once per year	23.1%
once per month	21.2%
once per week	11.5%
never	44.2%
Total	100.0%

Community Playgrounds

once per year	22.6%
once per month	24.5%
once per week	15.2%
never	37.7%
Total	100.0%

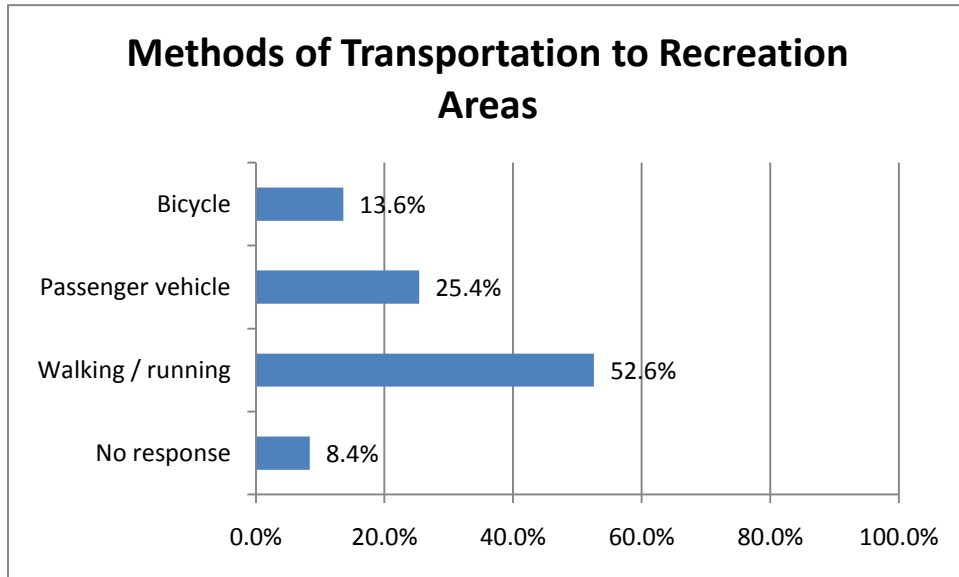
The respondents were asked to recount the frequency they visited each of the popular recreation destinations of the Town of Hinton. The results of the survey revealed the following order of popularity, with the Town Trail System being the most frequented recreation destination, and the Community Ball Diamonds being the least frequented.

Frequency of Visits to Recreation Destination, ranked from most visited to least visited:

- 1- Town Trail System
- 2- Beaver Boardwalk
- 3- Regional Trail System
- 4- Mary Reimer Park
- 5- Kinsmen Park
- 6- Community Playgrounds
- 7- Open Play Spaces for Free Play
- 8- BMX/ Mountain Bike Skills Park
- 9- Community Soccer Fields
- 10- Community Ball Diamonds

*Note: results may represent correlation between respondent's family age and preferred recreation methods. May not be representative of Hinton population recreation habits.

Methods of Transportation to Recreation Areas

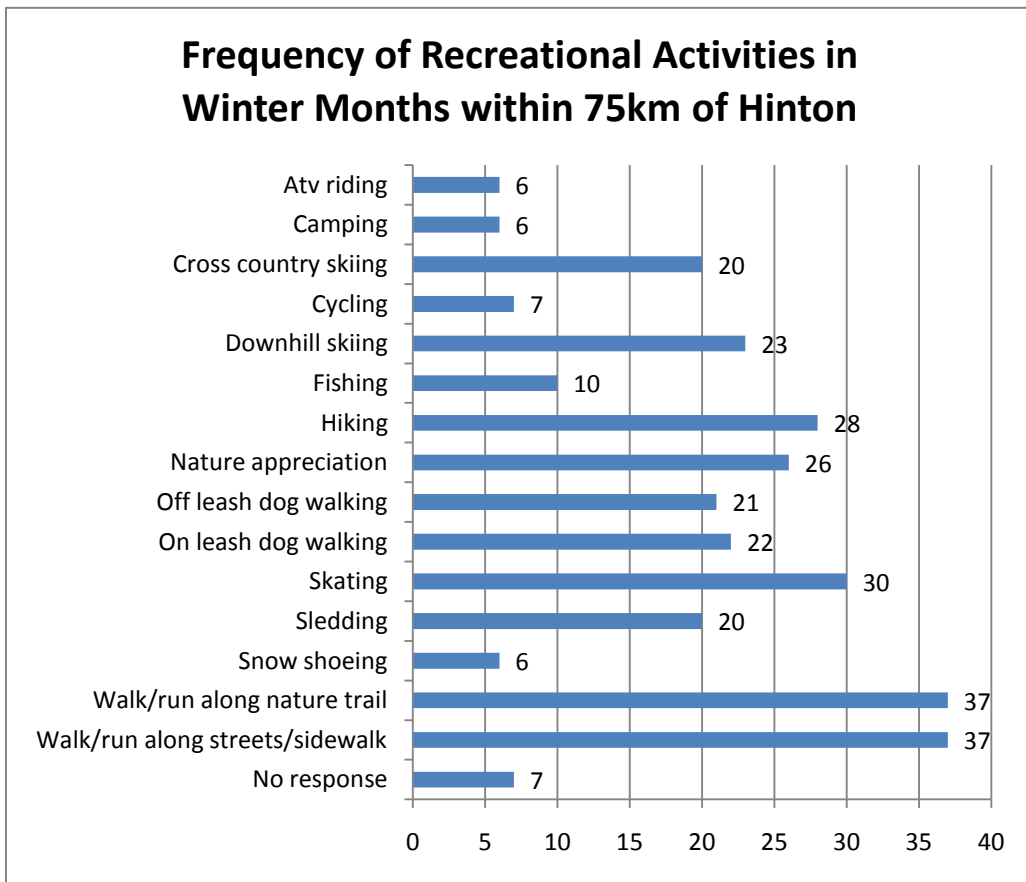


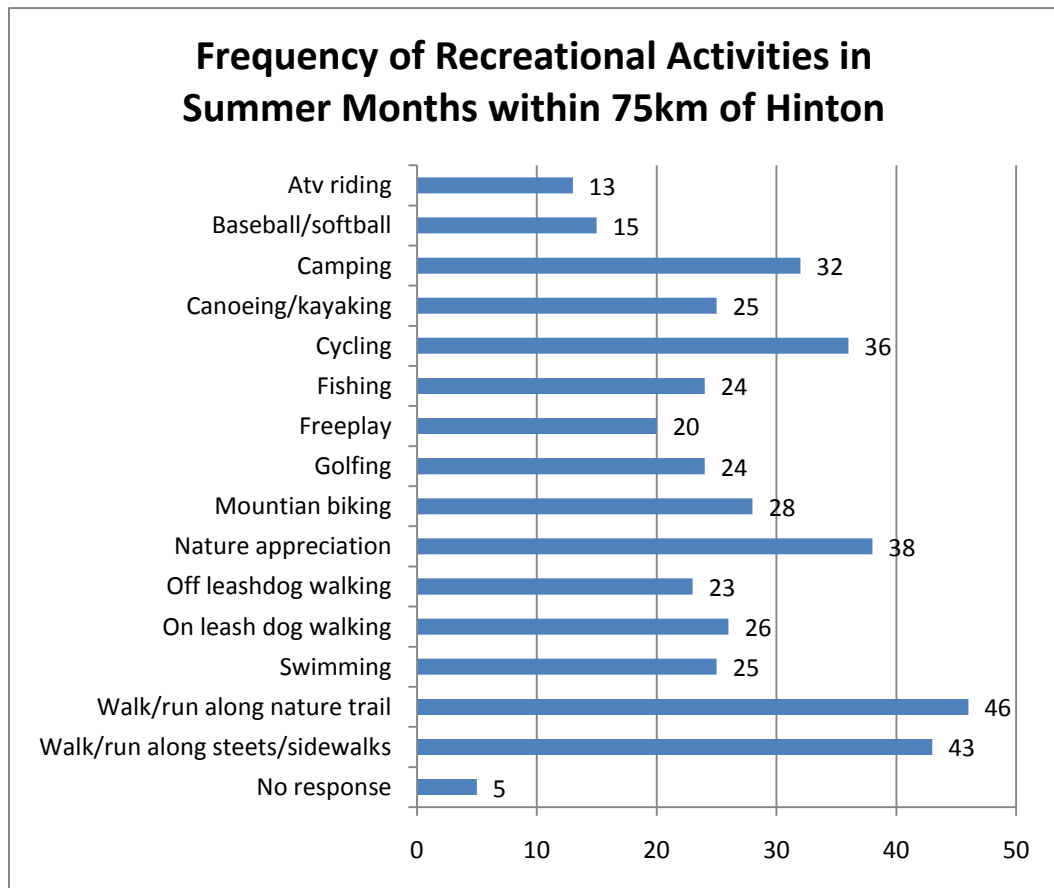
The most common method of transportation to recreation areas was reported as being walking/ running, with 52.6% of respondents using this method. The least common form of access was by bicycle.

Seasonal Recreational Activities

Respondents chose from a list of supplied activities which they were likely to participate in, depending on the season. The most common form of activity was walking/ running on nature trail and sidewalks for both seasons. After walking and running, the second most common activity was hiking in the winter and nature appreciation in the summer. The least common activities were ATV riding, camping and snow shoeing in the winter and ATV riding in the summer.

The following charts represent a tallied total of activities participated in by respondents. Respondents were able to choose more than one activity for this exercise.





Future Recreational Planning of Hinton

To aid in the future development and maintenance of the recreational amenities for the Town of Hinton, respondents were asked to provide input as to the recreational priorities around Town.

Outdoor Recreational Activities Requested by Respondents for the Town of Hinton

67.7% of respondents had no requests as to recreational activities they would like to see provided in Hinton. The following list of requested activities was compiled.

Requested Outdoor Recreational Activities	# of Respondents
No response	40
Splash Park	4
Cross country ski trails	4
Off leash dog park	2
Canoe/ Kayaking on Athabasca	1
Outdoor skating loop	1
Outdoor amphitheatre	1
Indoor rock climbing	1
Mini golf	1
Man made pond in valley	1
Batting cage	1
Tennis hitting wall	1
Sand volleyball court	1

Improvements to Existing Recreational Activities of the Town of Hinton

89.9% of respondents had no requests of improvements to existing Hinton recreational activities. The following is a list of results received.

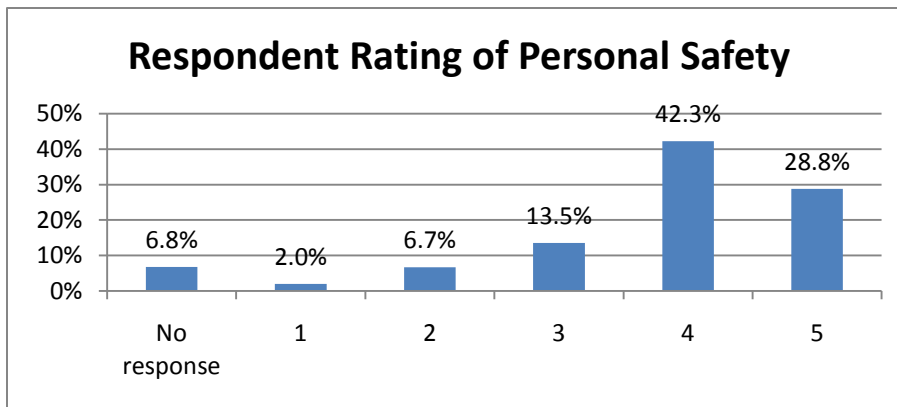
Recreational Activities Needing Improvement	# of Respondents
No response	53
Walking trails	1
Pedestrian overpass connection from Thompson Lake to valley trail	1
Parks/ Playgrounds	1
Outdoor rinks	1

Personal Safety and Conflicts in Hinton Recreational Areas

Respondents were asked to rate their perceived personal safety and report any conflicts they had experienced in Hinton recreational areas. The results are summarized as follows.

Personal Safety Satisfaction

On a scale of 1-5, with 1 being the least satisfied and 5 being the most satisfied, respondents were asked to rate their level of personal safety in Town recreational areas. The average level of safety satisfaction was 3.9, with 90% of responses falling at the 3 level or higher.



Personal Safety Concerns

Of the 59 respondents to this survey, 59% did not have comments in regards to personal safety when visiting parks and open spaces in the Town limits. Of the 41% who did have personal safety concerns, the following list of was summarized, with wildlife being the highest concern (supported by 12 respondents) followed by drinking in parks, limited lighting, and dog attacks.

Personal Safety Concerns	# of Respondents
No response	35
Wildlife	12
Limited lighting	4
Teens/adults drinking/drugs in parks	4
Dog attacks	3
Limited police patrolling	2
Gangs	2
Young kids causing trouble	1
Not enough snow removal on trail systems	1
No restrictions on quad driving around town	1
Maintenance of walkways	1
Walkways too narrow	1
People respecting others	1
Abductions	1

Personal Conflicts with Wildlife

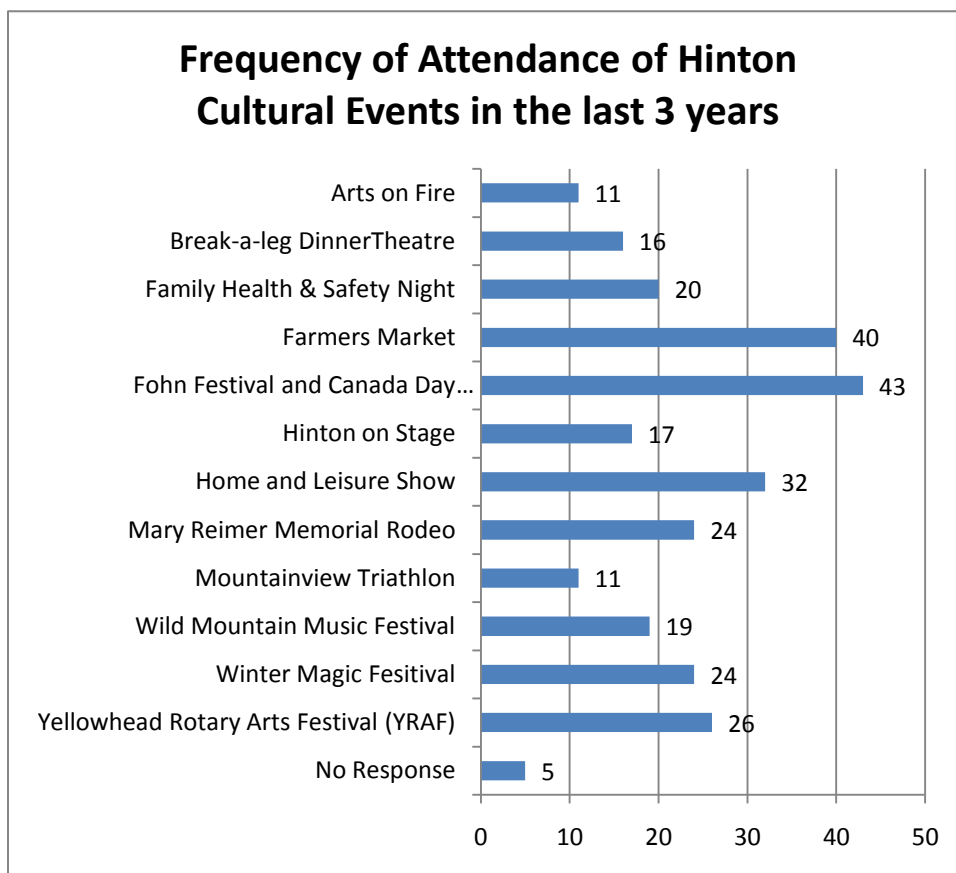
Most respondents did not have personal conflicts with wildlife to report, with 79.6% reporting no conflict. Of those who had experienced some sort of wildlife interaction, the most common animals encountered were bears (8 conflicts reported), deer (2 conflicts reported), and cougars (1 conflict reported).

Personal Conflicts with Other Parks and Open Space Users

The majority of respondents did not have personal conflicts with other users to report, with 76.3% reporting no conflicts. Of those who had experienced some sort of conflict with other users, the most common encounters involved dogfights/ attacks from dogs off leash (6 conflicts reported), careless ATV use (6 conflicts reported), youth disrespecting elders (2 conflicts reported), and littering (1 conflict reported).

Frequency of Attendance of Hinton Cultural Events

With no limit on the number of responses allowed, respondents chose from a predetermined list all the cultural events they attended in the last three years.



Future Cultural Planning of Hinton

Festivals and Events Requested by Respondents

To aid in the future planning of cultural events for the Town of Hinton, respondents were asked to provide input as to festival and events they were interested in seeing hosted in Hinton. The following is a summary of the results.

Local Festivals and Events Requested by Respondents	# of Respondents
No response	35
Unsure	1
More live music/performances	8
Folk festival	3
Mountain Bike event	2
ATV event	2
Art walk	1
Buskers	1
Carnivals	1
Exhibitions	1
Flea market	1
Highland games/musical tatoos (bagpipes and drums)	1
Historical walks	1
Ice sculpture event	1
Large scale sporting events	1
Lumberjack event	1
Outdoor heritage hunting/fishing	1
Professional/amateur theater	1
Show movies from Banff film festival	1
Skiing events	1
Street dance	1
Symphony under the sky	1
Wine & cheese tasting	1

Arts and Culture Activities Requested by Respondents

Besides events, respondents were asked if there were any cultural activities they would like to see available in the Hinton area. 72.8% of respondent had no comment to what they would like in Town- the results are summarized below.

Arts and Culture Activities Requested by Respondents	# of Respondents
No response	43
Stage venue for performing arts	3
Dinner theater	3
Outdoor theaters	2
Music/art performers	2
Museum	1
Banjo lessons	1
Amphitheatre	1
Childrens festival	1
Community choir	1
Multicultural food sampling	1
Gymnastic club	1
Basking	1
Art/craft shows	1

Improvements to Existing Arts and Culture Activities Requested by Respondents

89.9% of respondents had no comments for improvement to existing arts and cultural activities. Responses received are summarized below.

Arts and Cultural Activities Needing Improvement	# of Respondents
No response	53
Adult community learning programs	1
Big ticket entertainment (ex. Alberta ballet)	1
Cultural programming enhanced	1
Dinner theater	1
Larger space for Föhn festival	1
Live entertainment	1
Social facility for people without family	1

Outdoor Facilities of Hinton

Outdoor Facilities Requested by Respondents

54% percent of respondents had no comment as to outdoor facilities they would like to see provided around Hinton. Those requests received from the remaining group of survey takers are summarized below.

Outdoor Facilities Requested by Respondents	# of Respondents
No response	32
Outdoor amphitheater	9
Off leash dog park	3
Outdoor pool	3
Day use area	2
Waste receptacles (along main trail systems)	2
Water park	2
More activities/shows for kids weekends/evenings	1
Transit bus shelters	1
Toilets	1
Performing art center	1
Lighted trails	1
Outdoor skating area maintained on a lake near town	1
Large central area to hold festivals	1
No to hub park	1

Improvements to Existing Outdoor Facilities Requested by Respondents

Outdoor Facilities Needing Improvement	# of Respondents
No response	48
Day use area	1
Skating on Maxwell lake	1
Green square(used for more summertime activities)	1
More tennis courts	1
Updated soccer pitches (Mary Reimer Park)	1
Facility for concessions/storage (Mary Reimer Park)	1
More trails	1
Updated ice rink at Mary Reimer Park	1
Waterslide in Rec Center	1
Nordic ski center	1
Luge track	1
Town baseball diamonds	1

General Comments

Additional Comments for Hinton Hub Park Development	# of Respondents
No response	39
Does not support park	5
Supports Hinton Hub Park	4
Likes idea but not location	3
All season in park amphitheater	2
Money should go towards green square	2
Would like to see money go to Rec Center	1
Park should have private functions	1
Location for Japanese garden	1

Respondent Email Listing

Those wishing to be contacted via email have been added to a mailing directory and will be notified of park developments and milestones.